
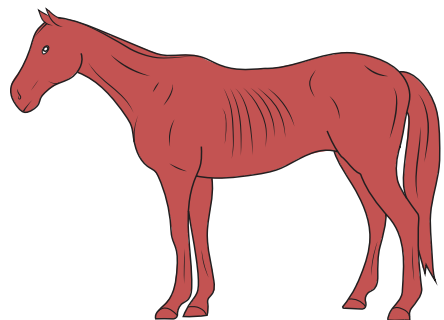


BRANSBY HORSES – Body Condition Scoring




0 - Emaciated

- No fat tissue
- Skin is tight over the bones
- Bones (particularly ribs, spine and pelvis) are clearly visible
- Noticeably 'ewe-necked'
- Very sunken rump with deep cavity under the tail
- Large gap between the thighs



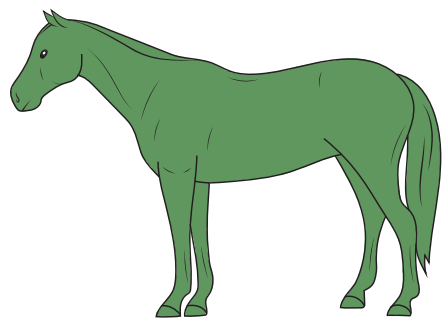
1 - Thin

- Very minimal fat tissue
- Skin is slightly more supple
- Shape of bones are clearly visible (prominent spine and pelvis)
- 'Ewe-necked'
- Sunken rump with cavity under the tail




2 - Lean*

- Very thin layer of fat tissue below the skin surface
- Narrow neck with clearly defined muscles
- Bones just visible (ribs and spine)
- Prominent withers and shoulder blades
- Easily visible, but rounded hip/pelvis bones
- Flat sloping of rump from the backbone to point of hips
- Slight cavity under the tail




3 - Good

- Thin layer of fat tissue under the skin surface
- Firm neck but no crest (accumulation of fat tissue)
- Shoulders and neck blend smoothly into the body
- Back is flat or forms a slight ridge – topline developing producing a more rounded appearance
- Ribs not visible, but easily felt
- More rounded rump appearance
- Hip/pelvis bones just visible.



4 - Overweight

- Layer of fat tissue under the skin
- Muscles hard to distinguish
- Fat tissue deposits across the crest, behind the shoulder and across the tailhead
- Ribs and pelvis difficult to feel
- Well-rounded rump – apple-shaped from behind
- 'Gutter' along the spine
- Pelvis/hip bones can be felt via firm pressure



5 - Obese

- Very rounded, blocky appearance/fat rolls visible
- Noticeable, hard crest
- Thick layer of fat tissue under the skin
- Muscles not visible
- Large, hard fat tissue deposits along the withers, behind the shoulder and across the tailhead
- Bulging rump – apple-shaped from behind
- Deep 'gutter' along the spine
- Pelvis/hip bones cannot be felt
- Inner thighs pressing together



horse at risk



closely monitor



ideal

To establish a horse's body condition score it's important that a physical, hands-on approach is taken during the assessment. Horse's store body fat in different locations and therefore to accurately make the assessment it's recommended to score the horse in three key areas and then take an average score. To increase the accuracy of the assessment, half-scores can be awarded.

The three areas that require scoring are:

- The neck & shoulder
- The abdomen/ribs
- The hindquarters

By assessing the horse regularly and recording the overall body condition score, it is easy to monitor any changes in weight and condition throughout the year.

*A body condition score of two in some situations can be an ideal score for equines coming out of Winter before going out to Spring grass or those horses that are fit, athletic horses such as racehorses and eventers in competition work.