




BRANSBY HORSES
Rescue and Welfare

BRANSBY HORSES KS1 POST VISIT LESSON IDEAS

Sc

SCIENCE

- Create a 'Menu for a Happy Horse' – including starters, main course and dessert.
- Find out what you shouldn't feed your horse and why.
- Learn how to identify plants which are poisonous to horses.



EN

ENGLISH

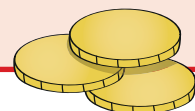
- Using Black Beauty as an example, create a storyboard retelling the experiences of one of the horses met on the visit.
- More able/older children could write this in a story format, rather than a story board.
- They could include photos (from the visit or from Bransby Horses' archives).



£

FUNDRAISING

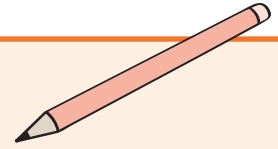
- Elect a couple of **Bransby Ambassadors** for your school, to organise the collection of stamps and help raise awareness of the charity.
- Plan a **Bransby Awareness Day** with ideas of how your class/ school could raise money to support the welfare work of the charity.
Eg: - Biscuit/cake sale
- Sponsored horse related activities
- Competitions



BRANSBY HORSES KS1 POST VISIT LESSON IDEAS



ART & DT IDEAS



- Produce sketches, paintings or collages of horses.
- As a class, create different models of horse-drawn machines/vehicles depicting how horses have been used through history.



PSHE

- Produce a picture/diagram showing what a horse needs to be happy.
- Following an introduction to the 5 freedoms and what a horse NEEDS to be happy (food, shelter, access to medical care, fields to run in, friends to play with etc..) choose a horse you met at Bransby to present: 'How Bransby changed my life.' You may want to consider making this in the form of a booklet, poster or use an APP such as Book Creator, Comic Life or create an iMovie.




HISTORY



- Use photos from the visit and information gathered to create a timeline of the history of Bransby Horses, or use a presentation APP such as Explain Everything or Keynote.



MATHS



- Present the data gathered on the visit in the most appropriate format to suit the ability of the group eg Pictograms, Bar Charts, Carroll Diagrams etc.
- Create life-size silhouettes/collages of the smallest and largest animals at Bransby as well as favourite adoption animals. Annotate these with equivalent measures explored on the visit (hands/centimetres).